

RESOLUTION 09-09

A RESOLUTION OF THE BOARD OF DIRECTORS OF THE TWENTYNINE PALMS WATER DISTRICT APPROVING AND ADOPTING THE PROPOSED BUDGET OF THE TWENTYNINE PALMS WATER DISTRICT FOR FISCAL 2009-2010

WHEREAS, the General Manager and the Financial Advisor, Wayne Jones, have submitted a proposed budget for the fiscal year 2009-2010, a copy of which is attached as Exhibit "A" hereto and copies of which are in the possession of the General Manager and the Financial Advisor; and

WHEREAS, the said proposed budget contains estimates of the services, activities and projects comprising the budget and contains expenditure requirements and the resources available to the District; and

WHEREAS, the proposed budget, as herein approved, will enable the Board of Directors to make adequate financial plans and will ensure that the District's management staff can administer their respective functions in accordance with such plans.

NOW, THEREFORE, BE IT RESOLVED by the Board of Directors of the Twentynine Palms Water District as follows:

That the appropriation-expenditure budgeting system is hereby adopted. The system consists of:

1. An appropriation-expenditure system which shows budgetary categories by department.
2. This system applies to operations and maintenance, replacement and rehabilitation and capital improvement expenditures as intended for use in fiscal year 2009-2010.
3. The General Manager is authorized to transfer operations and maintenance funds between activities and/or departments when he/she deems it's necessary to do so; however, he/she is not authorized to transfer funds between replacement and rehabilitation nor capital improvement projects or activities.
4. The budget system assumes existing service levels; Board of Directors approval will be required for any significant changes involving increased or decreased service levels.

5. The Financial Advisor shall be responsible for constant monitoring of the budget and shall establish and implement appropriate control mechanisms necessary for said purpose, after approval of the General Manager.
6. In the event that the General Manager or the Financial Advisor determines that revenues will be less than the amounts provided in the budget, the Board of Directors shall be provided with that information and revised revenue estimates at the next scheduled meeting of the Board so that the approved budget appropriations may be revised.
7. A monthly status report will be provided to the Board of Directors reflecting budget, year-to-date expenditures, and percentage of budget used to date by the District.

RESOLVED FURTHER, that the budget of the Twentynine Palms Water District for fiscal year 2009-2010 as set forth in Exhibit "A" hereof is hereby approved and adopted and the amounts of proposed expenditures as specified are appropriated for the programs and departments as specified in pages 5 through 10, inclusive, and pages 13 through 16, inclusive, of the budget.

PASSED, APPROVED AND ADOPTED this 27th day of May 2009.

Ayes: Directors Anthony, Cisneros, Gallagher, Moore and Yockey
Noes: None

Philip C. Cisneros, President
Board of Directors

Attest:

Mike Wright, Board Secretary
Twentynine Palms Water District

Exhibit "A"

**TWENTYNINE PALMS WATER DISTRICT
FISCAL YEAR 2009-2010 BUDGET**

As Adopted by the Board of Directors on

MAY 27, 2009

Budgeted water sales and ready-to-serve revenue as well as water availability assessment revenue represent an estimate based upon the assumption that the Board will approve (1) Fiscal Year 2009-2010 increases in water rates and ready-to-serve rates; and (2) Fiscal Year 2009-2010 water availability assessments at the level existing in Fiscal Year 2008-2009. Final decisions as to Fiscal Year 2009-2010 revenues will occur following public hearings in May and June, 2009. If the water rates and ready-to-serve rates are not increased and/or if assessments are changed, then this budget will be amended to reflect different revenue and expenditure assumptions.

The District is not a "local agency" subject to Article 13B of the California Constitution as the District is not a "special district" as defined in section 7901(e) of the California Government Code










**TWENTYNINE PALMS WATER DISTRICT
FOUR-YEAR BUDGET SUMMARY
FISCAL 2009-2010**

<u>REVENUES:</u>	<u>Fiscal 2008-09 Projected</u>	<u>Fiscal 2009-10 Proposed Budget</u>	<u>Fiscal 2010-11 Estimated</u>	<u>Fiscal 2011-12 Estimated</u>
Water Sales and Ready to Serve Charges	\$2,746,000	\$3,250,000	\$3,661,000	\$3,880,000
Other Operating Revenues	199,400	181,400	171,400	171,400
Water Availability Assessment	602,000	602,000	602,000	602,000
Interest Revenues	125,000	80,000	80,000	80,000
Other Non-Operating Revenues	179,800	133,000	130,000	130,000
Grant Funds	0	0	0	0
TOTAL REVENUES	\$3,852,200	\$4,246,400	\$4,644,400	\$4,863,400
 <u>OPERATING EXPENDITURES</u>				
Salaries and Benefits	\$1,235,900	\$1,406,066	\$1,498,937	\$1,574,820
Materials and Supplies	642,000	712,000	770,360	785,767
Outside Services	306,500	360,000	370,800	378,216
Equipment Costs	125,000	145,000	145,000	145,000
Telephone and Utilities	387,200	411,100	431,655	453,238
Insurance and Workers' Compensation Ins.	68,000	90,000	94,500	99,225
Permits and Fees	24,000	30,000	30,750	31,519
Uncollectable Accounts	15,000	20,000	20,000	20,000
Training, Seminars, Certifications, Travel, Dues & Subscriptions	36,000	52,000	53,040	54,101
Fire Department Reimbursements	(32,686)	(17,959)	0	0
TOTAL OPERATING EXPENDITURES	\$2,806,914	\$3,208,207	\$3,415,042	\$3,541,886
 <u>NON-OPERATING EXPENDITURES AND TRANSFERS</u>				
Debt Service	\$633,477	\$632,477	\$632,477	\$632,477
Capital Improvements	2,275,000	0	580,000	10,000,000
Replacement & Rehabilitation Expenditures	130,000	175,000	20,000	325,000
Transfer To (From) Debt Reserve-Internal	0	250,000	0	350,000
Proceeds From Debt Offering	0	0	0	(10,000,000)
Debt Retirement	0	0	0	0
TOTAL NON-OPERATING EXPENDITURES & TRANSFERS	\$3,038,477	\$1,057,477	\$1,232,477	\$1,307,477
TOTAL EXPENDITURES & TRANSFERS	\$5,845,391	\$4,265,684	\$4,647,519	\$4,849,363
INCREASE (DECREASE) IN FUND BALANCE	(\$1,993,191)	(\$19,284)	(\$3,119)	\$14,037

TWENTYNINE PALMS WATER DISTRICT
LINE ITEM SUMMARY
FISCAL 2009-2010

<u>Item</u>	<u>Fiscal 2007-08</u> <u>Actual</u>	<u>Fiscal 2008-09</u> <u>Budget</u>	<u>Fiscal 2008-09</u> <u>Projected</u>	<u>Fiscal 2009-10</u> <u>Proposed Budget</u>	
<u>REVENUES:</u>					
<u>Operating Revenues</u>					
201	Water Sales and Ready to Service Charges	\$2,763,607	\$2,710,000	\$2,746,000	\$3,250,000
202	Other Operating Revenues	218,239	181,300	199,400	181,400
203	Total Operating Revenues	\$2,981,846	\$2,891,300	\$2,945,400	\$3,431,400
<u>Non-Operating Revenues</u>					
204	Water Availability Assessment	\$601,993	\$600,000	\$602,000	\$602,000
205	Interest Revenues	258,424	160,000	125,000	80,000
206	Other Non-Operating Revenues	208,545	147,500	179,800	133,000
207	Grant Funds	57,620	0	0	0
207	Total Non-Operating Revenues	\$1,126,582	\$907,500	\$906,800	\$815,000
208	TOTAL REVENUES	\$4,108,428	\$3,798,800	\$3,852,200	\$4,246,400
<u>EXPENDITURES:</u>					
<u>Operating Expenditures</u>					
209	Supervision Labor	\$98,728	\$111,780	\$110,000	\$116,921
210	Direct Labor	489,254	675,577	597,400	704,709
211	Employee Benefits, Allocated	408,464	614,404	542,014	624,436
212	Field Supplies and Chemicals	318,744	531,000	530,000	595,000
213	Office Supplies	20,702	22,000	23,500	26,000
214	Other Supplies	38,597	55,000	58,000	55,000
215	Inventory, (Gain) or Loss	(2,737)	0	0	0
216	Outside Repair and Maintenance	8,800	37,000	23,000	37,000
217	Outside Professional Services	75,371	103,000	136,000	115,000
218	Other Outside Services & Lab Fees	134,389	142,000	119,500	173,000
219	Outside Legal Services	23,903	30,000	28,000	35,000
220	Vehicle & Equipment Fuel and Maintenance	126,696	135,000	125,000	145,000
221	Telephone	16,530	16,700	16,500	16,600
222	Gas	1,565	2,000	1,700	2,000
223	Electric	343,778	384,000	369,000	392,500
224	Postage	18,960	22,000	20,000	22,000
225	Dues and Subscriptions	14,124	17,500	15,000	17,500
226	Travel Expense	3,918	12,000	6,500	12,000
227	Insurance	34,246	50,000	48,000	50,000
228	Workers Compensation Insurance	76,240	66,000	20,000	40,000
229	Printing and Publications	7,818	5,000	7,000	7,000
230	Conferences and Seminars	6,758	8,500	5,500	8,500

TWENTYNINE PALMS WATER DISTRICT
LINE ITEM SUMMARY
FISCAL 2009-2010

<u>Item</u>	<u>Fiscal 2007-08</u> <u>Actual</u>	<u>Fiscal 2008-09</u> <u>Budget</u>	<u>Fiscal 2008-09</u> <u>Projected</u>	<u>Fiscal 2009-10</u> <u>Proposed Budget</u>
231 Public Information	0	5,000	3,000	5,000
232 Miscellaneous, Other	1,802	7,000	3,500	7,000
233 Permits and Fees	32,391	28,000	24,000	30,000
234 Other Operating Expenses	3,536	13,000	6,000	9,000
235 Uncollectable Accounts	13,129	20,000	15,000	20,000
<i>Total Operating Expenditures, Before</i>				
236 <i>Allocation Variances</i>	\$2,315,706	\$3,113,461	\$2,853,114	\$3,266,166
237 Fire Department Reimbursements	(35,370)	(32,686)	(32,686)	(17,959)
238 Benefits Allocation Variance	71,785	(66,000)	(13,514)	(40,000)
239 <i>TOTAL OPERATING EXPENSES</i>	\$2,352,121	\$3,014,775	\$2,806,914	\$3,208,207
<i>NON-OPERATING EXPENDITURES</i>				
240 Total Debt Service		632,477	633,477	632,477
241 Total Capital Improvement Expenditures		2,275,000	2,275,000	0
242 Total Replacement & Rehabilitation Expend		135,000	130,000	175,000
243 <i>TOTAL NON-OPERATING EXPENDITURES</i>		\$3,042,477	\$3,038,477	\$807,477
<i>TRANSFERS TO (FROM)</i>				
244 Transfer To (From) Debt Reserve-Internal		0	0	250,000
245 Debt Retirement		0	0	0
246 <i>TOTAL TRANSFERS</i>		\$0	\$0	\$250,000
247 <i>TOTAL EXPENDITURES AND TRANSFERS</i>		\$6,057,252	\$5,845,391	\$4,265,684
248 <i>INCREASE (DECREASE) IN FUND BALANCE</i>		(\$2,258,452)	(\$1,993,191)	(\$19,284)

TWENTYNINE PALMS WATER DISTRICT
LINE ITEM BUDGET
FISCAL 2009-2010

<u>Item</u>	<u>Fiscal 2007-08 Actual</u>	<u>Fiscal 2008-09 Budget</u>	<u>Fiscal 2008-09 Projected</u>	<u>Fiscal 2009-10 Proposed Budget</u>
<u>REVENUES:</u>				
<u>Operating Revenues</u>				
1 Residential Water	\$ 1,539,337	\$ 1,540,000	1,545,000	\$ 1,829,000
2 Business Water	292,500	287,000	300,000	357,000
3 Construction Water	34,615	5,000	10,000	5,000
4 Water Sales, Other	24,966	24,000	24,000	29,000
5 Fire Line	64,825	63,000	65,000	65,000
6 Residential R.T.S.	762,242	760,000	764,000	919,000
7 Business R.T.S.	112,618	113,000	112,000	135,000
8 Construction R.T.S.	22,295	5,000	15,000	5,000
9 Penalties	44,773	40,000	44,000	40,000
10 Meter Installation Fees	34,353	12,000	18,000	2,300
11 Opening Fees	38,022	33,000	36,000	36,000
12 Application Fees	710	300	400	100
13 Reconnection Fees	10,590	9,000	12,000	9,000
14 <i>Total Operating Revenues</i>	\$ 2,981,846	\$ 2,891,300	\$ 2,945,400	\$ 3,431,400
<u>Non-Operating Revenues</u>				
15 Capital Impact Fees	\$ 78,454	\$ 30,000	\$ 50,000	\$ 10,000
16 Water Availability Assessment	601,993	600,000	602,000	602,000
17 Interest Revenues, Unrestricted	258,424	160,000	125,000	80,000
18 Interest Revenues, Restricted	-	-	-	-
19 Property Leases	94,332	96,000	101,000	101,000
20 Other Penalties	22,493	15,000	20,000	15,000
21 Reimbursed Expenses	8,404	5,000	5,500	4,900
22 Other Non-Operating Revenue	3,880	1,400	3,000	2,000
23 Meter Test Fees	291	-	-	-
24 Tampering Fees	720	100	300	100
25 Sale of Fixed Assets	-	-	-	-
26 Cash, Over/(Short)	(29)	-	-	-
27 Other Sources, EPA Storage (Restricted)	57,620	-	-	-
28 <i>Total Non-Operating Revenues</i>	\$ 1,126,582	\$ 907,500	\$ 906,800	\$ 815,000
29 <i>TOTAL REVENUES</i>	\$ 4,108,428	\$ 3,798,800	\$ 3,852,200	\$ 4,246,400

TWENTYNINE PALMS WATER DISTRICT
LINE ITEM BUDGET
FISCAL 2009-2010

<u>Item</u>	<u>Fiscal 2007-08 Actual</u>	<u>Fiscal 2008-09 Budget</u>	<u>Fiscal 2008-09 Projected</u>	<u>Fiscal 2009-10 Proposed Budget</u>	
<u>EXPENDITURES:</u>					
<u>Source of Supply</u>					
30	Direct Labor	2,346	3,000	2,500	3,000
31	Employee Benefits, Allocated	1,175	2,175	1,775	2,142
32	Field Supplies	13,349	12,000	5,000	10,000
33	Telemetry Supplies	1,381	2,000	2,000	2,000
34	Outside Repair and Maintenance	1,575	2,000	1,000	2,000
35	Outside Services, Other	7,626	6,000	5,000	6,000
36	Electric	273,370	300,000	265,000	280,000
37	Total Expenditures, Source of Supply	\$ 300,822	\$ 327,175	\$ 282,275	\$ 305,142
<u>Pumping</u>					
38	Direct Labor	385	1,000	500	1,000
39	Employee Benefits, Allocated	308	725	355	714
40	Field Supplies	1,792	2,000	1,000	2,000
41	Outside Services, Other	130	5,000	1,500	5,000
42	Electric	45,559	45,000	75,000	82,000
43	Total Expenditures, Pumping	\$ 48,174	\$ 53,725	\$ 78,355	\$ 90,714
<u>Transmission & Distribution</u>					
44	Direct Labor	57,063	60,000	72,000	72,000
45	Employee Benefits, Allocated	42,977	43,505	51,120	51,404
46	Field Supplies Incl. Meter Replacement	85,705	80,000	80,000	80,000
47	Outside Services, Other	4,376	5,000	5,000	5,000
48	Total Expenditures, Trans. & Dist.	\$ 190,121	\$ 188,505	\$ 208,120	\$ 208,404
<u>General Plant</u>					
49	Supervision Labor	\$ -	\$ -	\$ -	\$ -
50	Direct Labor	215,182	339,498	225,400	315,406
51	Employee Benefits, Allocated	136,334	246,164	160,034	225,182
52	Labor Charged to Capital/R & R Projects	(17,751)	(15,000)	(3,000)	(3,000)
53	Labor Charged to Other Programs	(52,300)	(45,000)	(53,000)	(50,000)
54	Field Supplies	2,440	10,000	5,000	8,000
55	Inventory, (Gain)/Loss	(2,737)	-	-	-
56	Small Tools	2,558	6,000	6,000	6,000
57	Other Supplies	123	5,000	5,000	5,000
58	Outside Repairs and Maintenance	1,385	10,000	5,000	10,000
59	Uniforms and Other Outside Services	7,699	12,000	5,000	12,000

TWENTYNINE PALMS WATER DISTRICT
LINE ITEM BUDGET
FISCAL 2009-2010

<u>Item</u>	<u>Fiscal 2007-08 Actual</u>	<u>Fiscal 2008-09 Budget</u>	<u>Fiscal 2008-09 Projected</u>	<u>Fiscal 2009-10 Proposed Budget</u>
60 Telephone	392	600	500	500
61 Gas	966	1,000	700	1,000
62 Electric	2,392	4,000	2,500	3,000
63 Permits and Fees	24,051	16,000	12,000	16,000
64 Certifications, Licenses and Physicals	3,443	10,000	4,000	6,000
65 Materials and Supplies-Safety	1,884	2,000	1,500	2,000
66 Outside Services-Safety	1,058	2,000	1,000	2,000
67 Conferences and Seminars-Safety	842	500	500	500
68 Dues and Subscriptions-Safety	1,260	1,500	1,000	1,500
69 Total Expenditures, General Plant	\$ 329,221	\$ 606,262	\$ 379,134	\$ 561,088
<u>Water Quality</u>				
70 Direct Labor	12,986	20,000	16,000	18,000
71 Employee Benefits, Allocated	6,491	14,502	11,360	12,851
72 Chemicals and Other Field Supplies	16,935	22,000	53,000	55,000
73 Lab Services	23,418	35,000	30,000	30,000
74 Permits and Fees	-	-	-	-
75 Total Expenditures, Water Quality	\$ 59,830	\$ 91,502	\$ 110,360	\$ 115,851
<u>Engineering</u>				
76 Engineering Labor	25,658	26,175	29,000	26,653
77 Employee Benefits, Allocated	18,479	18,979	20,590	19,029
78 Other Supplies	1,742	8,000	13,500	8,000
79 Outside Professional Fees	-	-	-	-
80 Professional Fees, Engineering	1,329	15,000	50,000	15,000
81 Outside Services, Blueprinting	-	500	500	500
82 Total Expenditures, Engineering	\$ 47,208	\$ 68,654	\$ 113,590	\$ 69,182

TWENTYNINE PALMS WATER DISTRICT
LINE ITEM BUDGET
FISCAL 2009-2010

<u>Item</u>	<u>Fiscal 2007-08</u> <u>Actual</u>	<u>Fiscal 2008-09</u> <u>Budget</u>	<u>Fiscal 2008-09</u> <u>Projected</u>	<u>Fiscal 2009-10</u> <u>Proposed Budget</u>	
<u>Treatment Facility</u>					
83	Direct Labor	\$ 67,397	\$ 86,000	\$ 102,000	\$ 120,000
84	Employee Benefits, Allocated	-	62,357	72,420	85,673
85	Bulk Chemicals and Media	198,523	405,000	386,000	440,000
86	Lab, Testing and Other Supplies	30,909	32,000	30,000	32,000
87	Repairs and Maintenance	1,464	20,000	12,000	20,000
88	Outside Services, Lab Fees	5,589	12,000	8,000	10,000
89	Telephone	3,755	3,600	3,500	3,600
90	Electric	12,613	21,000	14,000	15,000
91	Permits and Fees	8,340	12,000	12,000	14,000
92	Total Expenditures, Treatment Fac.	\$ 328,590	\$ 653,957	\$ 639,920	\$ 740,273
<u>Customer Service</u>					
93	Direct Labor	57,152	67,826	66,000	67,996
94	Employee Benefits, Allocated	41,797	49,180	46,860	48,545
95	Office Supplies	7,144	6,000	7,500	8,000
96	Outside Services, Other	1,950	2,500	2,500	2,500
97	Uncollectable Account Expense	13,129	20,000	15,000	20,000
98	Total Expenditures, Customer Service	\$ 121,172	\$ 145,506	\$ 137,860	\$ 147,041
<u>Finance and Accounting</u>					
99	Direct Labor	76,187	82,477	92,000	86,570
100	Employee Benefits, Allocated	56,404	59,803	65,320	61,806
101	Outside Professional Fees	64,334	76,000	75,000	88,000
102	Outside Services, Other	5,185	8,500	7,500	8,000
103	Total Expend., Finance and Acctg.	\$ 202,110	\$ 226,780	\$ 239,820	\$ 244,376
<u>General Manager</u>					
104	Supervision Labor	\$ 98,728	\$ 111,780	\$ 110,000	\$ 116,921
105	Employee Benefits, Allocated	71,739	81,050	78,100	83,475
106	Total Expenditures, General Manager	\$ 170,467	\$ 192,830	\$ 188,100	\$ 200,396

TWENTYNINE PALMS WATER DISTRICT
LINE ITEM BUDGET
FISCAL 2009-2010

<u>Item</u>	<u>Fiscal 2007-08 Actual</u>	<u>Fiscal 2008-09 Budget</u>	<u>Fiscal 2008-09 Projected</u>	<u>Fiscal 2009-10 Proposed Budget</u>	
<u>General Administration</u>					
107	Direct Labor	44,949	49,600	48,000	47,084
108	Employee Benefits, Allocated	32,760	35,964	34,080	33,615
109	Office Supplies	13,558	16,000	16,000	18,000
110	Outside Services, Banking Fees	17,759	16,000	22,000	27,000
111	Outside Services, Other	62,980	40,000	35,000	68,000
112	Equipment Rental	995	2,500	1,500	2,000
113	Telephone	12,383	12,500	12,500	12,500
114	Gas	599	1,000	1,000	1,000
115	Electric	9,844	14,000	12,500	12,500
116	Postage	18,960	22,000	20,000	22,000
117	Dues and Subscriptions	12,864	16,000	14,000	16,000
118	Travel Expense	202	4,000	1,500	4,000
119	Insurance	34,246	50,000	48,000	50,000
120	Workers Compensation Insurance	76,240	66,000	20,000	40,000
121	Printing and Publications	7,818	5,000	7,000	7,000
122	Conferences and Seminars	2,863	4,000	2,500	4,000
123	Public Information	-	5,000	3,000	5,000
124	Miscellaneous, Other	1,802	7,000	3,500	7,000
125	Fire Department Reimbursements	(35,370)	(32,686)	(32,686)	(17,959)
126	<i>Total Expenditures, General Admin.</i>	\$ 315,452	\$ 333,878	\$ 269,394	\$ 358,740
<u>Board of Directors</u>					
127	Directors' Fees	9,708	12,000	11,000	12,000
128	Conferences and Seminars	3,053	4,000	2,500	4,000
129	Travel Expense	3,716	8,000	5,000	8,000
130	Miscellaneous, Other	93	3,000	2,000	3,000
131	Outside Services, Legal	23,903	30,000	28,000	35,000
132	<i>Total Expend., Board of Directors</i>	\$ 40,473	\$ 57,000	\$ 48,500	\$ 62,000

TWENTYNINE PALMS WATER DISTRICT
LINE ITEM BUDGET
FISCAL 2009-2010

<u>Item</u>	<u>Fiscal 2007-08</u> <u>Actual</u>	<u>Fiscal 2008-09</u> <u>Budget</u>	<u>Fiscal 2008-09</u> <u>Projected</u>	<u>Fiscal 2009-10</u> <u>Proposed Budget</u>
	<u>Equipment Costs</u>			
133 Equipment Cost	\$ 126,696	\$ 135,000	\$ 125,000	\$ 145,000
	<u>Employee Benefits</u>			
134 Paid Leave	\$ 102,873	\$ 87,478	\$ 91,000	\$ 96,387
135 Payroll Tax Expense	64,689	78,515	78,000	81,283
136 Group Medical Expense	145,251	180,000	174,000	195,000
137 Dental and Vision Expense	26,229	29,000	28,500	29,000
138 Group Life Insurance	3,824	6,000	3,800	5,000
139 Retirement Expense	138,082	167,411	153,200	177,767
140 Employee Benefit Clearing	(409,163)	(614,404)	(542,014)	(624,437)
141 Total Expenditures, Employee Benefits	\$ 71,785	\$ (66,000)	\$ (13,514)	\$ (40,000)
142 TOTAL OPERATING EXPENSES	\$2,352,121	\$ 3,014,775	\$ 2,806,914	\$ 3,208,207

TWENTYNINE PALMS WATER DISTRICT
LINE ITEM BUDGET
FISCAL 2009-2010

<u>Item</u>	<u>Fiscal 2007-08</u> <u>Actual</u>	<u>Fiscal 2008-09</u> <u>Budget</u>	<u>Fiscal 2008-09</u> <u>Projected</u>	<u>Fiscal 2009-10</u> <u>Proposed Budget</u>
<u>NON-OPERATING EXPENDITURES</u>				
<u>Debt Service</u>				
143 Debt Service, Principle	\$ 482,249	\$ 501,322	\$ 502,322	\$ 501,322
144 Debt Service, Interest	143,857	131,155	131,155	131,155
145 Total Expenditures, Debt Service	\$ 626,106	\$ 632,477	\$ 633,477	\$ 632,477
<u>Capital Improvements</u>				
146 Buildings and Grounds	/	-	-	-
147 Operational Equipment and Infrastructure	/	2,275,000	2,275,000	-
148 Total Expenditures, Capital Improvements	/	\$ 2,275,000	\$ 2,275,000	\$ -
<u>Replacement and Rehabilitation</u>				
149 Vehicles and Motorized Equipment	/	\$ 55,000	\$ 50,000	\$ 20,000
150 Operational Equipment and Infrastructure	/	65,000	65,000	150,000
151 Office Equipment	/	15,000	15,000	5,000
152 Total Expenditures, Replacement and Rehabilitation	/	\$ 135,000	\$ 130,000	\$ 175,000
<u>Transfers To (From)</u>				
153 Transfer To (From) Debt Reserve-Internal	/	-	-	250,000
154 Debt Retirement	/	-	-	-
	/	\$ -	\$ -	\$ 250,000
155 TOTAL NON-OPERATING EXPENSES & TRANSFERS	/	\$ 3,042,477	\$ 3,038,477	\$ 1,057,477
156 TOTAL EXPENDITURES AND TRANSFERS	/	\$ 6,057,252	\$ 5,845,391	\$ 4,265,684
157 INCREASE (DECREASE) IN FUND BALANCE	/	\$(2,258,452)	\$(1,993,191)	\$ (19,284)

**TWENTYNINE PALMS WATER DISTRICT
CAPITAL IMPROVEMENTS &
REPLACEMENT AND REHABILITATION BUDGET
FISCAL 2009-2010**

Capital Improvement Projects

PROJECT:	Fiscal 2009-10 Budget	Estimated Fiscal 2010-11	Estimated Fiscal 2011-12	Estimated Fiscal 2012-13	Estimated Fiscal 2013-14
<i>a.</i> Engineeing, Treatment Plant Expansion	0	500,000	0	0	0
<i>b.</i> Reservoir	0	0	0	450,000	450,000
<i>c.</i> Updates to Regulatory Plans	0	80,000	0	80,000	0
<i>d.</i> Treatment Plant Expansion, Additional 3 MGD	0	0	10,000,000	0	0
<i>Total Capital Improvement Projects</i>	\$0	\$580,000	\$10,000,000	\$530,000	\$450,000

**TWENTYNINE PALMS WATER DISTRICT
CAPITAL IMPROVEMENTS &
REPLACEMENT AND REHABILITATION BUDGET
FISCAL 2009-2010**

Replacement & Rehabilitation Projects

PROJECT:	Fiscal 2009-10 Budget	Estimated Fiscal 2010-11	Estimated Fiscal 2011-12	Estimated Fiscal 2012-13	Estimated Fiscal 2013-14
<i>e.</i> Service Truck Replacements	20,000	0	45,000	25,000	25,000
<i>f.</i> Emergency Repairs, Unspecified	15,000	15,000	15,000	15,000	15,000
<i>g.</i> Compressor with Trailer	25,000	0	0	0	0
<i>h.</i> Reservoir Recoating	0	0	150,000	0	0
<i>j.</i> District Repiping	50,000	0	0	0	0
<i>k.</i> Computer & Software Replacements	5,000	5,000	15,000	15,000	5,000
<i>l.</i> Well Rehabilitation Program	60,000	0	100,000	0	75,000
<i>Total Replacement & Rehabilitation</i>	\$175,000	\$20,000	\$325,000	\$55,000	\$120,000
Grand Total, All Projects	\$175,000	\$600,000	\$10,325,000	\$585,000	\$570,000

**TWENTYNINE PALMS WATER DISTRICT
PROGRAM BUDGETS
FISCAL 2009-2010**

OPERATIONS AND MAINTENANCE

Beginning Unrestricted Balance **\$ 562,965**

Revenues

Operating Revenues	\$3,400,923	
Interest Revenue	80,000	
Reimbursement From Capital Impact Fees	10,000	
Non-Operating Revenues	123,000	
Total Revenues		\$ 3,613,923

Expenditures and Transfers

Operating Costs	\$2,229,654	
General and Administrative Costs	978,553	
Transfer to R. & R. Program	175,000	
Transfer to Capital Improvement Program	-	
Transfer to Debt Service Reserve	250,000	
Total O & M Costs & Transfers		\$ 3,633,207

**Increase (Decrease) In
Unrestricted Balance** **\$ (19,284)**

Ending Unrestricted Balance **\$ 543,681**

**TWENTYNINE PALMS WATER DISTRICT
PROGRAM BUDGETS
FISCAL 2009-2010**

DEBT SERVICE RESERVE- INTERNAL

Beginning Reserve Balance		\$ 300,000
 <u>Revenues</u>		
Water Availability Assessment	\$ 602,000	
Transfer From O & M	250,000	
Operating Revenues	<u>30,477</u>	
Total Revenues		\$ 882,477
 <u>Expenditures & Transfers</u>		
Department of Water Resources Loan	(339,145)	
2002 LaSalle Bank Loan	<u>(293,332)</u>	
Total Debt Service and Transfers		\$ <u>(632,477)</u>
Increase (Decrease) In Reserve Balance		\$ <u>250,000</u>
Ending Reserve Balance		\$ <u><u>550,000</u></u>

**TWENTYNINE PALMS WATER DISTRICT
PROGRAM BUDGETS
FISCAL 2009-2010**

CAPITAL IMPROVEMENTS & EXPANSION

Beginning Balance		\$	-
 <u>Revenues</u>			
Transfer From Operations & Maintenance	\$		-
Capital Impact Fees			-
Total Revenues		\$	-
 <u>Expenditures</u>			
Buildings and Grounds			-
Operational Equipment and Infrastructure			-
Total Capital Improvement Costs		\$	-
Increase (Decrease) In Reserve Balance		\$	-
Ending Balance		\$	-

**TWENTYNINE PALMS WATER DISTRICT
PROGRAM BUDGETS
FISCAL 2009-2010**

REPLACEMENT & REHABILITATION - INTERNAL

	Beginning Balance	\$ -
 <u>Revenues</u>		
Capital Impact Fees	\$ 10,000	
Transfer From Operations and Maintenance Program	165,000	
Total Revenues		\$ 175,000
 <u>Expenditures</u>		
Vehicles and Motorized Equipment	\$ 20,000	
Operational Equipment and Infrastructure	150,000	
Office Equipment	5,000	
Total Replacement & Rehabilitation Costs		\$ 175,000
Increase (Decrease) In Reserve Balance		\$ -
Ending Balance		\$ -

**TWENTYNINE PALMS WATER DISTRICT
PERSONNEL AND BENEFITS
FISCAL 2009-2010**

	Fiscal 2007-08 Actual	Fiscal 2008-09 Budget	Fiscal 2008-09 Projected	Fiscal 2009-10 Proposed Budget
<u>Salary and Wages</u>				
Total Regular Salary and Overtime	\$587,982	\$787,357	\$707,400	\$821,630
Vacation and Sick Leave	102,873	87,478	91,000	96,387
<i>Total Salary and Wages</i>	\$690,855	\$874,835	\$798,400	\$918,017
<u>Employee Benefits</u>				
PERS	\$138,082	\$167,411	\$153,200	\$177,767
Payroll Taxes	64,689	78,515	78,000	81,283
Group Medical Insurance	145,251	180,000	174,000	195,000
Group Dental and Vision Insurance	26,229	29,000	28,500	29,000
Group Life Insurance	3,824	6,000	3,800	5,000
<i>Total Employee Benefits</i>	\$378,075	\$460,926	\$437,500	\$488,050
<i>TOTAL SALARY AND BENEFITS</i>	\$1,068,930	\$1,335,761	\$1,235,900	\$1,406,067

**TWENTYNINE PALMS WATER DISTRICT
MONTHLY USER RATES
FISCAL 2009-2010**

Ready to Serve:		Water Charges:	
Meter Size:	Monthly Charge	Water Sales	\$1.86 per 100 Cubic Feet (HCF)
5/8" X 3/4"	11.00		
1.0"	27.50		
1.5"	55.00	Pay Stations:	
2.0"	88.00	Large Tokens	\$3.20 Each
3.0"	247.50	Small Tokens	\$0.80 Each
4.0"	550.00		
6.0"	825.00		
Fireline Charges:			
2" FL	23.00		
3" FL	46.00		
4" FL	86.00		
6" FL	184.00		
8" FL	338.00		
10" FL	522.00		

Budgeted water rates and ready-to-serve revenue represent an estimate based upon the assumption that the Board will approve an increase in Fiscal Year 2009-2010 rates. Final decisions as to Fiscal Year 2009-2010 rates will occur following a public hearing in May, 2009. If the rates are not changed, then this budget will be amended to reflect different revenue and expenditure assumptions.

**TWENTYNINE PALMS WATER DISTRICT
WATER AVAILABILITY ASSESSMENT
FISCAL 2009-2010**

Each parcel, improved or unimproved, not over one-acre in size	\$30.00
Plus: For each acre over one-acre up to five-acres	\$8.00
Plus: For each acre over five-acres	\$7.50
Maximum Assessment per parcel	\$1,200.00

Budgeted water availability assessment revenue represents an estimate based upon the assumption that the Board will approve Fiscal Year 2009-2010 water availability assessments at the level existing in Fiscal Year 2008-2009. Final decisions as to Fiscal Year 2009-2010 water availability assessments will occur following a public hearing in June, 2009. If the assessments are changed, then this budget will be amended to reflect different revenue and expenditure assumptions.